

About this Challenge

In this challenge, students will get a quick introduction to the intelino smart train and how to program it using action snaps. After they step through three different experiments with the train, they can test their knowledge in the train driving test. If students answer all questions correctly, they discover the hidden word!

You can use this lesson as a quick introduction or a refresher before moving on to other intelino projects. If you are looking for a more in-depth start with the intelino train, please check out the [Snap Training Series](#).

If you are new to teaching with intelino, take a look at our [Teacher's Quick Start Guide](#)!

Ages

differentiated for

- ages 3-6
- ages 7+

Level

intelino code mode 1
(action snaps)

Time

- one session
- up to one hour

Prerequisites

none - this is an
introductory lesson

Group

up to 5 students
per group

Supplies

per group:

- 1 intelino starter set or classroom set track box
- charged engine
- wagon
- printout of pages 1-3

per student:

- printout of test on page 4 or 5, depending on age
- pencil

Standards

- CSTA: 1A-AP-08, 1A-AP-14, 1A-AP-15, 1B-AP-15
- Common Core: CCSS.MATH.PRACTICE.MP1, CCSS.MATH.PRACTICE.MP3
- ISTE: 1.1.a, 1.1.d, 1.5.a, 1.5.c, 1.6.b, 1.7.b, 1.7.c

Questions?

email julia@intelino.com

Snap Training

QUICK START



Difficulty:



Code Modes:

mode 1 – snap commands



about 1 hour

intelino®

NAME _____



Hi, I'm Jamy! I'm a new J-1 engine.
Can you help me learn how to ride?

1



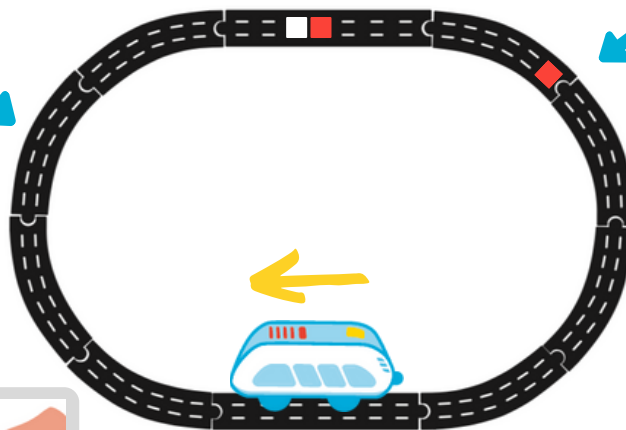
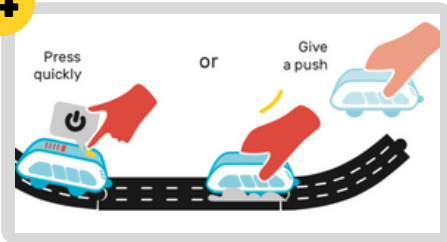
2

2 red 
1 white 




3



4



What happens?


Which one works:   or  ?



Turn around!

Now, let the engine drive the other way around.

How do you need to change the snaps to make the train stop?



Challenge

Can you figure out how to make the engine go backwards?


Word Bank



tracks



engine



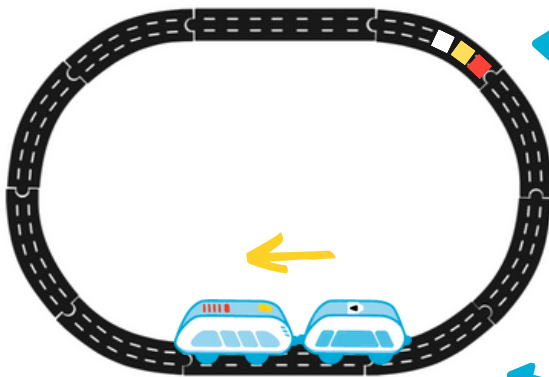
action
snaps



command



Great! Now let's take a look at my wagon.



1

- 1 yellow
- 1 white
- 1 red

2



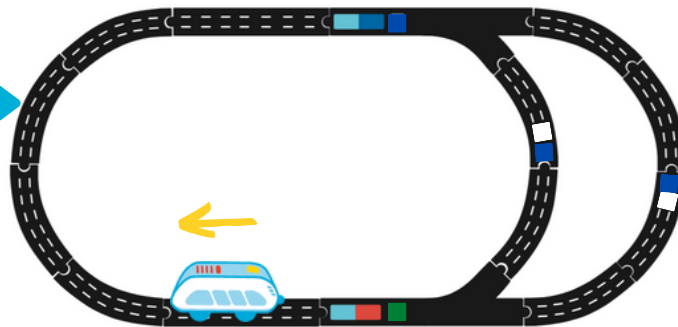
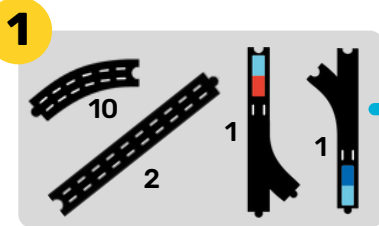
Make sure the wagon points to the engine



What does the new command ☐ ☐ ☐ do?



And finally, we will learn how to steer. This is the last train driving exercise. Let's make a new track!



2

- 3 blue
- 2 white
- 1 green

3



How do the ☐ and ☐ snaps make the engine turn?

Word Bank



wagon

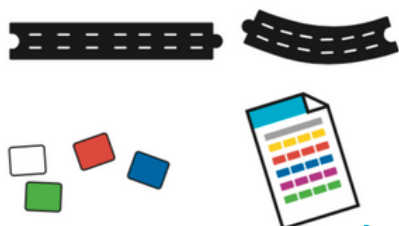


split tracks



Well done! You deserve some play time!!!

PLAY
TIME!



Use the **command sheet** and
try out other commands!



Make sure you remember these rules:

1

Always start with a white snap
(unless you're on a split track)



or



2

Don't break up commands



or
















Now it's time for your train driving test. Ready?
Pick the one that's right for you!

Intelino Train Test

Answer the questions and find the hidden word!



NAME _____

- 1 Which command makes the train stop for 2 seconds?
 i 
 f 
- 2 How do you make the engine drive?
 a Press the button until you hear a sound.
 n Give it a push or press the button quickly.
- 3 Which snap makes the engine go straight at splits?
 n Blue snap 
 t Green snap 
- 4 Can this work?

 b Yes
 e No
- 5 Which command makes the wagon drop off?
 l 
 o 
- 6 What snap do most commands start with?
 i White snap 
 t Blue snap 
- 7 What do you need to remember when you connect the wagon to the engine?
 u Point the arrow away from the engine.
 n Point the arrow towards the engine.
- 8 Which command makes the engine go super fast?
 o 
 k 

Hidden
Word

1 2 3 4 5 6 7 8



Now it's time for your train driving test. Ready?
Pick the one that's right for you!

Intelino Train Test

Match answers and questions to find the hidden word!



NAME _____

1 Which command makes the train stop for 2 seconds?



2 How do you make the engine drive?

e No

3 Which snap makes the engine go straight at splits?

n Point the arrow towards the engine.

4 Can this work?



5 Which command makes the wagon drop off?

t Green snap

6 What snap do most commands start with?

n Give it a push or press the button quickly.

7 What do you need to remember when you connect the wagon to the engine?



8 Which command makes the engine go super fast?

i White snap

Hidden
Word

1

2

3

4

5

6

7

8